



# REPORT ON CRIME 1989

---

Report for the year ended 31 December, 1989  
Commissioner, Garda Síochána to the Minister for Justice

---

GARDA SÍOCHÁNA  
HEADQUARTERS,  
DUBLIN 8

JUNE, 1990

S/REF/89

10523



9312  
S

NOT TO BE REMOVED  
FROM LIBRARY

# REPORT ON CRIME 1989

REFERENCE  
ONLY

---

Report for the year ended 31 December, 1989  
Commissioner, Garda Síochána to the Minister for Justice

---

GARDA SÍOCHÁNA  
HEADQUARTERS,  
DUBLIN 8

JUNE, 1990

# CONTENTS

	Page
<b>FOREWORD</b> . . . . .	1-2
<b>INDICTABLE OFFENCES</b>	
Recorded and Detected 1980-1989 . . . . .	3
Recorded and Detected 1988-1989 . . . . .	3
Crime Rate per Garda Division . . . . .	4
Map-Indictable offences per 1,000 population . . . . .	5
Recorded and detected by Garda Divisions . . . . .	11
Known to the Gardai 1989 . . . . .	12-18
Value of property stolen and recovered . . . . .	19
<b>OFFENCES AGAINST THE PERSON</b>	
Recorded and Detected 1985-1989 . . . . .	6
Murder and Manslaughter . . . . .	6
Analyses of Murders . . . . .	20
Traffic Fatalities . . . . .	6
<b>OFFENCES AGAINST PROPERTY WITH VIOLENCE</b>	
Recorded and Detected 1985-1989 . . . . .	7
Robbery, Arson and Malicious Damage . . . . .	7
Burglary . . . . .	7
Analyses of Aggravated Burglaries involving use of Firearms and Armed Robberies . . . . .	21
<b>OFFENCES AGAINST PROPERTY WITHOUT VIOLENCE (LARCENIES ETC.)</b>	
Larcenies . . . . .	8
Recorded and Detected 1985-1989 . . . . .	8
<b>OTHER INDICTABLE OFFENCES</b>	
Recorded and Detected 1985-1989 . . . . .	8
Age Groups - Convicted Persons . . . . .	9-10
<b>NON-INDICTABLE OFFENCES</b>	
Proceedings and Persons . . . . .	25-28
Non-Indictable offences by Division . . . . .	29
Principal Non-Indictable Offences . . . . .	29
Arms, Ammunition and Explosives Seized . . . . .	22-23
Scenes of Crime Examination . . . . .	24
Forensic Science . . . . .	24
Missing Persons . . . . .	24
Garda Dog Unit . . . . .	24
Juvenile Liaison Scheme . . . . .	30
Community Relations . . . . .	31
Crime Prevention . . . . .	31
Neighbourhood Watch . . . . .	32
Community Alert . . . . .	32
Neighbourhood Policing . . . . .	32
Sub Aqua . . . . .	33
'999' Emergency Service . . . . .	33
Stolen Motor Vehicle Investigation Unit . . . . .	33
Special Traffic Corps . . . . .	33
Public Relations and Press Office . . . . .	34
Drugs . . . . .	34-36
Traffic Offences - Drink and Driving . . . . .	37

'Fines on the Spot' notices - issued in 1989 . . . . .	.38
'Fines on the Spot' notices - Parking Violations . . . . .	.39

**APPENDICES**

Appendix A - Indictable Offences Recorded and Detected 1980-1989 . . . . .	.40
Appendix B - Non-Indictable offences - Proceedings and Persons Convicted 1985-1989 . . . . .	.40

**The Minister for Justice**

Sir,

I am pleased to present the annual report on crime which came to the notice of the Garda Síochána during the year ended 31st December, 1989.

The year under review was one of good progress by the Force in many respects. As will be seen there was an overall decrease of 3.1% in recorded indictable crime in comparison to 1988. Whilst this was a very welcome development, I regard the incidence of crime (86,792 crimes) as much too high.

The detection rate was 33.2% which was the same as in previous year.

The value of property stolen was £33,023,563 which was slightly lower than the figure of £34,006,66 for 1988. Property valued at £2,578,153 (7.8%) was recovered as against £2,827,098 (8.3%) in 1988.

The number of offences recorded in each of the main offence groups for the year showed a decrease with the exception of Group IV (Miscellaneous Indictable Offences).

Recorded crime in the Dublin Metropolitan Area showed a decrease of 7.8%. Crime for the Dublin Area accounted for 58.8% of the overall figure for the State. The corresponding figure for 1988 was 61.9%. The detection rate for the Dublin Area was 29.1% compared to 28.2% for the previous year.

There were 17 murders recorded during the year with 2 undetected. There were 20 murders recorded in 1988 with 1 undetected.

Armed crime at 524 showed a decrease of 148 or 22% on the figure of 672 for 1988. Some 420 of these crimes were committed in the Dublin Area compared to 566 for previous year. The use of firearms in the commission of crime continues to be a problem and will require constant monitoring.

The total number of persons convicted for crime recorded in 1989, or dealt with by way of caution under the Juvenile Liaison Scheme, was 13,711. Of this number 4,894 (35.2%) were juveniles, that is persons under 17 years of age. The corresponding figure for 1988 was 5,109 (35.8%).

During the year 1,344 persons were charged with drug offences and there were 1,562 drug seizures. The figures for 1988 were 1,333 and 1,310 respectively. Seizures and arrests by members of the Irish Customs Service are included. In this connection, I wish to thank the members of the Irish Customs Service for their valuable assistance.

Although the figures for fatal traffic accidents are still unacceptably high, it is encouraging to record that the number of accidents decreased by 3 from 433 to 430 and the number of persons killed reduced by the same margin from 463 to 460.

The Neighbourhood Watch Scheme, which was formally launched in 1985, continues to expand. At the end of 1989 there were 872 Schemes, involving 184,084 households. There are 648 Schemes in the Dublin Area.

Neighbourhood Policing Schemes also increased during the year. At the end of 1989 there were 4 Sergeants and 79 Gardai employed on this work on a full time basis. Consideration will be given to expanding the Scheme still further as circumstances permit.

It will be noted that the number of non-indictable offences increased by 5,514 to 574,732. Prosecutions for car insurance related offences increased by 13,904 to 77,704; road tax offences by 25,248 to 146,030 and supplying or selling liquor to young persons under 18 years by 92 to 121.

Successful policing depends not only on the efforts of members of the Force but is also dependent in large measure on the extent to which co-operation can be developed between the Force and the community. I would like to express my gratitude and thanks to community groups and the public in general for the co-operation support and encouragement given to the Force throughout the year.

The assistance received from the press, radio and television is very much appreciated.

I am grateful for the assistance and understanding received from your Department and I also thank Dr. James Donovan and his Staff in the Forensic Science Laboratory for their excellent assistance during the year.

I am indebted to the Staff Associations for their positive attitude towards the progress that continues to be made. It is important that we enjoy a healthy working relationship in pursuit of our common goal of policing efficiency with improvements to the working conditions and welfare of all members of the Force.

Finally, I pay my personal tribute and respect to all members of the Force and civilian personnel for their dedicated service and unstinting loyalty.

Yours respectfully,

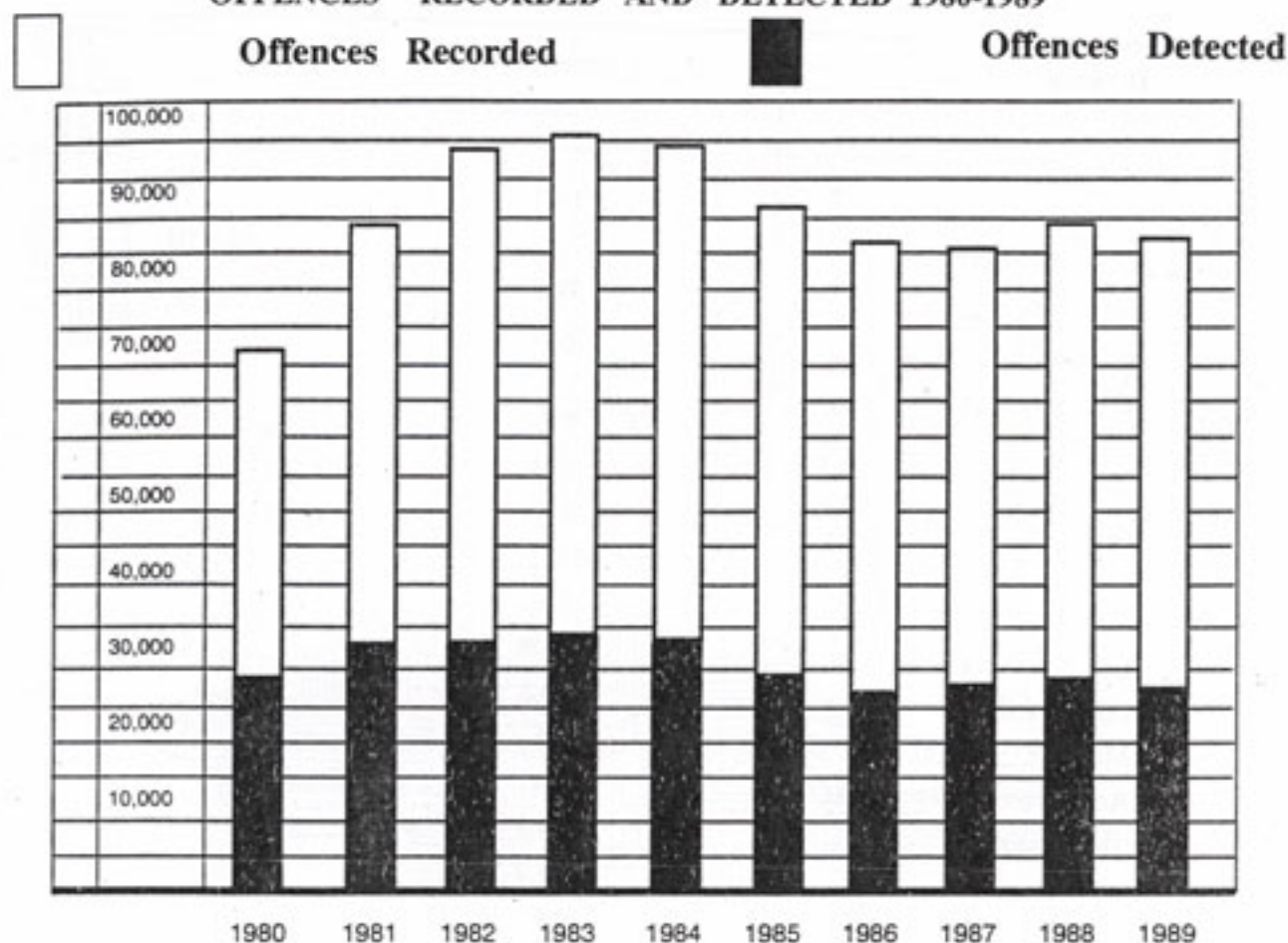
  
COMMISSIONER

JUNE 1990

## INDICTABLE OFFENCES

Indictable offences which came to the notice of the Garda Síochána during the year ended 31st December, 1989 numbered 86,792 as compared with 89,544 in the year ended 31st December, 1988 a decrease of 3.1%.

### OFFENCES RECORDED AND DETECTED 1980-1989



The figures for indictable offences are broken down in the following table: See Appendix 'A'

Indictable Offences	Offences Recorded			Offences Detected	
	1989	1988	Change	1989	1988
Offences Against the Person	1,667	2,144	-477 (22.2%)	1,318 (79.1%)	1,787 (83.3%)
Offences Against Property with Violence	35,395	35,679	-284 (0.8%)	11,191 (31.6%)	11,245 (31.5%)
Larcenies etc.	49,223	51,291	-2068 (4.0%)	15,805 (32.1%)	16,254 (31.7%)
Other Indictable Offences	507	430	+ 77 (17.9%)	467 (92.1%)	500 (92.8%)
<b>Totals</b>	<b>86,792</b>	<b>89,544</b>	<b>-2752 (3.1%)</b>	<b>28,781 (33.2%)</b>	<b>29,685 (33.2%)</b>

In the Dublin Metropolitan Area (D.M.A.) 51,114 indictable offences were recorded, a decrease of 7.8% on the figure for 1988. Of the total crimes recorded in the State 58.9% occurred in the D.M.A. The D.M.A. has an estimated population of 1,043,787 based on the 1986 census of population, or 29.5% of the total population of the State.

## CRIME RATE

Based on the 1986 Census of Population, the crime rate per 1,000 of the population was 24.5 with a rate of 49.0 in the D.M.A. and a rate of 14.3 outside the D.M.A. The following table shows the rate for each Division and the Dublin Metropolitan Area which is composed of 5 Divisions.

Division	Crimes per 1,000 population 1989
Carlow/Kildare	12.3
Cavan/Monaghan	7.1
Cork East	24.9
Cork West	7.4
Clare	9.4
Donegal	7.8
Galway West	16.6
Kerry	13.2
Leix/Offaly	8.2
Limerick	21.3
Longford/Westmeath	18.9
Louth/Meath	20.3
Mayo	4.5
Roscommon/Galway East	5.4
Sligo/Leitrim	10.7
Tipperary	12.7
Waterford/Kilkenny	14.5
Wexford	16.7
Dublin Metropolitan Area:	
—Northern	
—North Central	
—South Central	49.0
—Southern	
—Eastern	

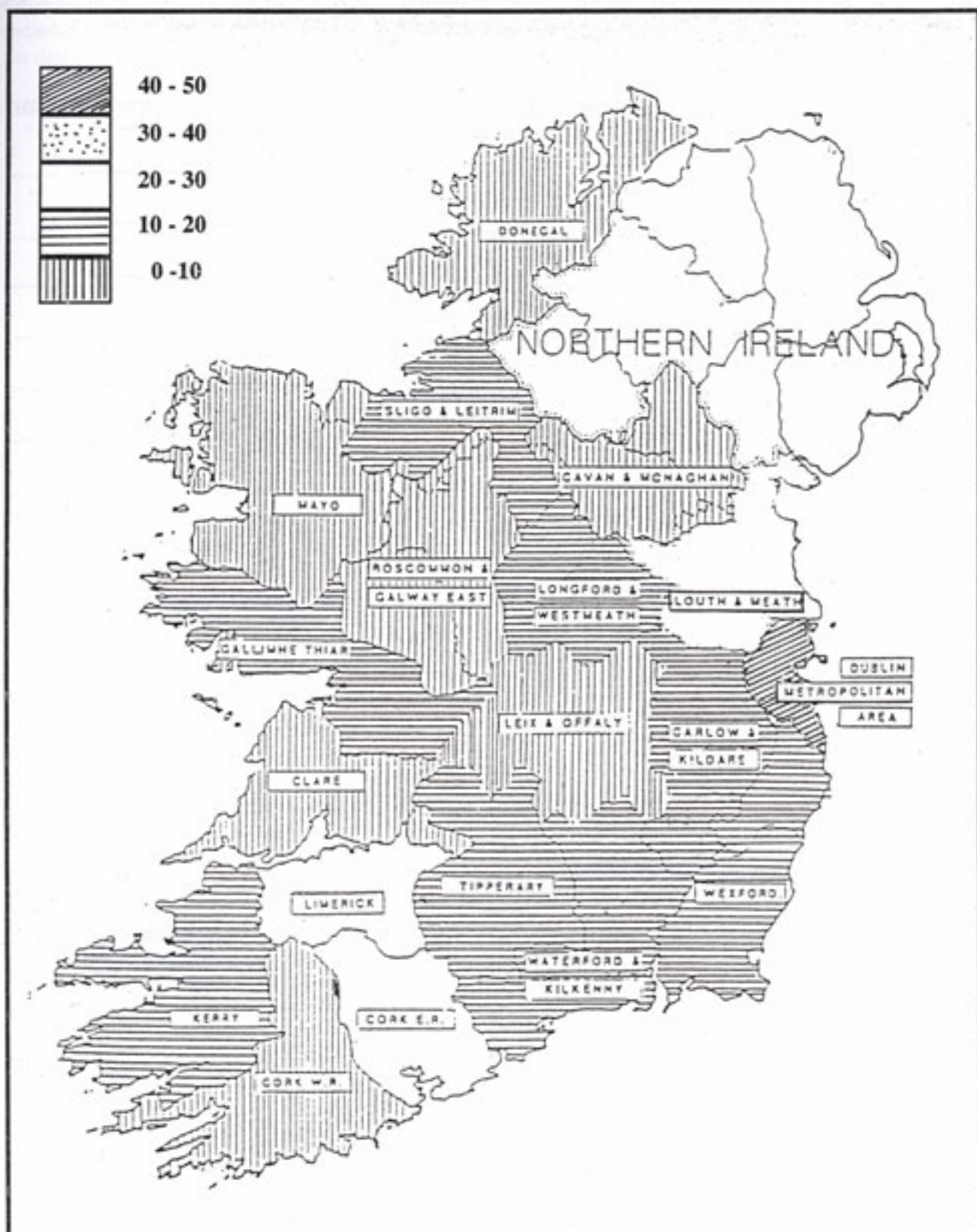
## DETECTION- OF- CRIME

The overall detection rate in 1989 was 33.2% (33.2% in 1988). The detection rate varies from 92.1% in respect of Other Indictable Offences to 31.6% in Offences Against Property with Violence.

The total number of indictable offences detected was 28,781. Proceedings were taken in 25,160 cases, and the remaining 3,621 cases (col. 17 of Indictable Offences table) include cases dealt with under the Juvenile Liaison Scheme.



# DIVISIONS OF AN GARDA SÍOCHÁNA



Indictable Offences per 1,000 population by Garda Division - 1989

## OFFENCES AGAINST THE PERSON (GROUP 1)

Murder, Manslaughter, Dangerous Driving causing Death, Traffic Fatalities. Possession of Firearms with intent to Endanger Life, Assault and related offences comprise this Group.

In 1989 a total of 1,667 offences were recorded in this Group, a decrease of 22.2% on 1988. The detection rate was 79.1% (83.3% in 1988).

### Offences recorded and detected in this Group 1985-1989

Year	Recorded	Detected
1985	2,348	1,884
1986	1,883	1,487
1987	2,035	1,629
1988	2,144	1,787
1989	1,667	1,318

The overall figure of 1,667 Offences Against the Person includes 680 (40.8%) committed in the D.M.A. where the detection rate was 69.6% (72.5%) in 1988).

### MURDER

There were 17 murders in 1989, two (2) of which remain unsolved. There were 2 cases of attempted murder.

### MANSLAUGHTER

There were 10 cases of manslaughter in 1989, five (5) of which arose out of traffic accidents.

### TRAFFIC FATALITIES

There were 460 deaths arising from 430 fatal traffic accidents, a decrease of 3 deaths on the 1988 figure of 463. Four persons (11 in 1988) were charged with dangerous driving causing death and one person (1 in 1988) was charged with dangerous driving causing serious bodily injury.

## OFFENCES AGAINST PROPERTY WITH VIOLENCE (GROUP II)

Offences of burglary, aggravated burglary, robbery, arson and serious malicious damage to property are included in this group. A total of 35,395 offences were recorded in 1989, a decrease of 0.8% on 1988 and the detection rate was 31.6% (31.5% in 1988).

### Offences recorded and detected in this Group, 1985-1989

Year	Recorded	Detected
1985	37,185	10,180
1986	35,146	9,287
1987	34,930	10,181
1988	35,679	11,245
1989	35,395	11,191

Of the total number of offences in this Group 18,543 (52.4%) were committed in the D.M.A. where the detection rate was 29.6% (30.4% in 1988).

### ROBBERY AND AGGRAVATED BURGLARY

There were 1,363 robberies in 1989, a decrease of 283 on the previous year. Aggravated burglaries at 1,021 decreased by 294 from 1,315 in 1988. Firearms were used in 79 cases of robbery and 445 cases of aggravated burglary, a decrease of 49 and 99, respectively, on the figures for 1988. These figures show an overall decrease of 148 armed crimes compared to the previous year.

### ARSON AND MALICIOUS DAMAGE

There were 4,043 cases of malicious damage of which 218 cases were arson; 2,029 (50.2%) were detected. In 1988 the total figure for arson was 205, showing an increase for 1989 of 6.3%.

### BURGLARY

Offences of burglary numbered 28,841 of which 8,321 (28.9%) were detected. In 1988, a total of 28,965 offences of this nature were recorded showing a decrease of 0.4% for 1989.

## LARCENIES ETC (GROUP III)

Larcenies, Forgeries and Frauds of various kinds comprise this Group. In 1989, 49,223 such offences were recorded and this shows a decrease of 2,068 (4.0%) on the figure for 1988. A total of 15,805 (32.1%) of these offences were detected. In 1988 detections amounted to 31.7%.

### Offences recorded and detected in this Group 1985-1989

Year	Recorded	Detected
1985	51,354	17,427
1986	49,226	16,344
1987	47,993	15,651
1988	51,291	16,254
1989	49,223	15,805

The overall figure of 49,223 offences recorded in this Group, includes 31,595 (64.2%) committed in the D.M.A. where detections totalled 8,630 (27.3%). In 1988 detections in the D.M.A. totalled 8,718 (25.3%). The number of larcenies from unattended vehicles at 18,399 shows a decrease of 241 (1.3%) on the figure for the previous year.

## OTHER INDICTABLE OFFENCES (GROUP IV)

This is a miscellaneous crime group in which 507 offences were recorded. A total of 467 (92.1%) of these offences were detected.

When compared with 1988, the overall figure shows an increase of 77 (17.9%). Of the total number of offences recorded 296 (58.4%) were committed in the D.M.A. and 266 (89.9%) of these were detected.

### Offences recorded and detected in this Group 1985-1989

Year	Recorded	Detected
1985	398	304
1986	319	255
1987	400	326
1988	430	399
1989	507	467

## CASES PENDING

There were 14,712 cases of Indictable Offences pending in the District Court and 530 cases were awaiting trial on 31st December 1989, as compared with 15,171 cases pending in the District Court and 754 cases awaiting trial on 31st December, 1988

### CONVICTED PERSONS 1989 (By Age Group)

#### A

Age groups of persons convicted or against whom the charge was held proved and order made without conviction, in respect of crimes which were pending on 1st January, 1989.

Under 14 years	14 and under 17 years	17 and under 21 years	21 years and over	Total
225	1,257	1,990	3,388	6,860

#### B

Age groups of persons convicted, or against whom the charge was held proved and order made without conviction, in respect of crimes which were reported during 1989.

Under 14 years	14 and under 17 years	17 and under 21 years	21 years and over	Total
316	1,862	3,333	5,484	10,995

#### TOTAL (A) and (B)

Under 14 years	14 and under 17 years	17 and under 21 years	21 years and over	Total
541	3,119	5,323	8,872	17,885

## CONVICTED PERSONS 1985-1989

Age groups of persons convicted, or against whom the charge was held proved and order made without conviction, in years 1985-1989.

Year	Under 14 yrs.	14 and under 17 yrs.	17 and under 21 yrs.	21 yrs. and over	Total
1985	386	1,679	4,136	9,059	15,260
1986	551	2,092	4,180	8,870	15,693
1987	519	2,331	4,319	7,873	15,042
1988	598	3,407	5,665	9,854	19,524
1989	541	3,119	5,323	8,872	17,855

Total number of persons and juveniles (under 17 years of age) convicted or against whom charge was held proved and order made without conviction in years 1985-1989.

Year	Total numbers of persons of all ages convicted *	Juveniles (under 17 years) convicted *
1985	15,260	2,065 (13.5%)
1986	15,693	2,643 (16.8%)
1987	15,042	2,850 (18.9%)
1988	19,524	4,005 (20.5%)
1989	17,855	3,660 (20.5%)

\* This includes persons convicted for crimes recorded in 1989 and also for cases pending from previous year.

**INDICTABLE OFFENCES RECORDED AND DETECTED BY GARDA DIVISIONS AND FIVE PRINCIPAL CITY AREAS -  
YEAR ENDED 31st DECEMBER 1989**

DIVISION	GROUP I Offences Against the person		GROUP II Offences Against Property with Violence		GROUP III Larcenies etc.		GROUP IV Other Indictable Offences		Total Indictable Offences	% variation on 1988 figures	No. of detections for 1989
	Rec.	Det.	Rec.	Det.	Rec.	Det.	Rec.	Det.			
Carlow/Kildare	60	54	1016	319	871	426	5	4	1952	- 20.7	803 (41.1%)
Cavan/Monaghan	26	23	326	119	397	210	5	5	754	- 5.9	357 (47.3%)
Cork East	166	150	2846	1021	4274	1615	6	6	7292	+ 6.8	2792 (38.3%)
Cork West	45	42	406	146	428	153	4	4	883	+ 16.8	345 (39.1%)
Clare	25	18	461	222	365	204	5	5	856	+ 24.2	449 (52.5%)
Donegal	20	14	504	226	480	231	9	9	1013	- 8.3	480 (47.4%)
D.M.A. Northern	198	134	4436	1144	4855	1200	45	42	9534	- 3.9	2523 (26.5%)
North Central	96	61	2460	784	7486	2211	20	17	10062	- 24.2	3073 (30.5%)
South Central	114	66	3278	1143	9294	1871	26	24	12712	- 7.4	3106 (24.4%)
Southern	195	153	4915	1578	6032	2105	31	30	11173	+ 5.1	3866 (34.6%)
Eastern	77	54	3454	841	3928	1243	174	153	7633	- 3.6	2291 (30.0%)
Galway West	25	17	855	293	1134	384	2	2	2016	+ 5.4	696 (34.5%)
Kerry	19	19	690	322	917	405	8	8	1634	+ 27.5	754 (46.1%)
Lex/Offaly	23	21	473	144	425	200	2	2	923	- 5.5	367 (39.8%)
Limerick	54	51	1591	356	1843	631	5	3	3493	+ 0.2	1041 (29.8%)
Longford/Westmeath	12	10	901	301	875	392	1	-	1789	- 0.9	703 (39.3%)
Louth/Meath	241	184	2332	644	1998	804	39	36	4610	+ 29.0	1668 (36.2%)
Mayo	36	36	244	127	231	130	6	6	517	- 2.5	299 (57.8%)
Rooscommon/Galway East	12	12	353	190	235	96	1	1	601	- 22.3	299 (49.8%)
Sligo/Letlin	13	12	494	180	342	142	36	35	885	- 22.0	369 (41.7%)
Tipperary	91	84	870	370	771	396	7	7	1739	- 0.2	857 (49.3%)
Waterford/Kilkenny	41	36	1277	374	1055	421	4	3	2377	+ 26.7	834 (35.1%)
Wexford	78	62	1213	347	987	335	66	65	2344	- 0.3	809 (34.5%)
<b>TOTAL</b>	<b>1667</b>	<b>1318</b>	<b>35395</b>	<b>11191</b>	<b>49223</b>	<b>15805</b>	<b>507</b>	<b>467</b>	<b>86792</b>	<b>- 3.1</b>	<b>28781 (33.2%)</b>
<b>CITY AREAS</b>											
Dublin Metropolitan	680	473	18543	5490	31595	8630	296	266	51114	- 7.8	14859 (29.1%)
Cork	122	111	2131	772	3396	1280	1	1	5650	+ 6.1	2164 (38.3%)
Limerick	46	44	1200	269	1687	564	4	3	2937	- 1.6	880 (30.0%)
Galway	15	10	625	173	926	287	-	-	1566	+ 7.5	470 (30.0%)
Waterford	12	11	518	98	501	190	2	1	1033	+ 34.5	300 (29.0%)





**INDICTABLE OFFENCES WHICH BECAME KNOWN TO THE GARDAI DURING THE YEAR ENDED 31st DECEMBER, 1989**

NATURE OF OFFENCES	No. of Offences reported or known	No. of Offences in which Criminal Proceedings were commenced	RESULT OF PROCEEDINGS IN CASES														Crimes for which the perpetrators were detected but for which no proceedings are shown	Number (by Sex and Age Groups) of Persons convicted or against whom the Charge was held proved and Order made without conviction										
			Informations refused	Dealt with on indictment and						Committed for Trial and	Dealt with summarily and							(18)		(19)		(20)		(21)		(22) Total		
				Convicted	Acquitted	Found Insane & incapable of Pleading	Nolle Prosequi entered	Adjourned Sine Die or otherwise Disposed of	Committed for Trial and		Convicted	Dismissed	Charge proved & order made without Conviction	Charge Withdrawn	Adjourned Sine Die or otherwise disposed of	Still Pending in District Court		M	F	M	F	M	F	M	F			
17. Cruelty to or neglect of children (on indictment)	3	3									1				2											1		1
18. Abandoning children under two years																												
19. Child Stealing																												
20. Procuring Abortion																												
21. Concealment of Birth	1																											
22. Unnatural Offences	43	25		2			2		4	5					12	17	2		1							5		8
23. Rape	84	42		3	2				6				1		30	21			1							2		3
24. Indecent assault on females	197	95		7	1		5		6	22	1		2		51	42			2		5				23		30	
25. Defilement of Girls under 15 years	22	17		1	1				3	3			1		8	4					2				2		4	
26. Defilement of Girls between 15 and 17 years	11	3								2	1					5									2		2	
27. Incest	21	19	1	7									1		10	2					1				6		7	
28. Procuration																												
29. Abduction																												
30. Bigamy																												
31. Kidnapping																												
32. False Imprisonment	22	15							3	2			2		8	1									3		3	
33. Possession of Firearms with intent to Endanger life	20	15		1			4		2	1					7	1					2				2		4	

**INDICTABLE OFFENCES WHICH BECAME KNOWN TO THE GARDAI DURING THE YEAR ENDED 31st DECEMBER, 1989**

NATURE OF OFFENCES	No. of Offences reported or known	No. of Offences in which Criminal Proceedings were	RESULT OF PROCEEDINGS IN CASES													Number (by Sex and Age Group) of Persons convicted or against whom the Charge was held proved and Order made without										
			Commenced	Informations refused	Dealt with on indictment and					Committed for Trial and	Dealt with Summarily and					Still Pending in District Court	Crimes for which the perpetrators were detected but for which no proceedings are shown	(18)		(19)		(20)		(21)		(22)
					Convicted	Acquitted	Found insane & incapable of Pleading	Nolle Prosequi entered	Adjourned sine Die or otherwise Disposed of		Convicted	Dismissed	Charge proved & order made without Conviction	Charge Withdrawn	Adjourned sine Die or otherwise disposed of			Under 14 Years	M	F	M	F	M	F	M	
(1)	(2)	(3)	(4)	(5)	(6)	(7)	(8)	(9)	(10)	(11)	(12)	(13)	(14)	(15)	(16)	(17)	M	F	M	F	M	F	M	F	(22)	
34. Use of Firearms to resist arrest or aid escape	5	4		1					1	1					1										2	2
35. Possession of Firearms or ammunition in suspicious circumstances	28	24		4					5	2			1		12	3					3				4	7
36. Carrying Firearms with Criminal intent	14	10		1					1						8	1									1	1
<b>TOTAL GROUP 1</b>	1667	1157	2	79	7	2	12	1	65	348	28	5	28	4	576	161	2		34	3	142	6	285	27	459	

**INDICTABLE OFFENCES WHICH BECAME KNOWN TO THE GARDAI DURING THE YEAR ENDED 31st DECEMBER, 1989**

NATURE OF OFFENCES	No. of Offences reported or known	No. of Offences in which Criminal Proceedings were	RESULT OF PROCEEDINGS IN CASES													Number (by Sex and Age Groups) of Persons convicted or against whom the Charge was held proved and Order made without conviction											
			Commenced	Informations refused	Dealt with on indictment and						Dealt with summarily and						Still Pending in District Court	Crimes for which the perpetrators were detected but for which no proceedings are shown	(18)		(19)		(20)		(21)		(22)
					Convicted	Acquitted	Found insane & incapable of Pleading	Nolle Prosequi entered	Adjourned Sine Die or otherwise Disposed of	Committed for Trial and still awaiting Trial	Convicted	Dismissed	Charge proved & order made without Conviction	Charge Withdrawn	Adjourned Sine Die or otherwise disposed of	Under 14 Years			M	F	M	F	M	F	M	F	
(1)	(2)	(3)	(4)	(5)	(6)	(7)	(8)	(9)	(10)	(11)	(12)	(13)	(14)	(15)	(16)	(17)	M	F	M	F	M	F	M	F			
<b>GROUP II</b>																											
Offences against property with Violence																											
37. Burglary	28841	7336	1	218	31	1	17	5	132	2213	74	57	42	56	4489	985	125	5	850	27	991	23	1181	26	3228		
38. Aggravated Burglary	1021	321	1	26	1		2		34	57	2	2	12	2	182	10	1		6		39	1	57		104		
39. Robbery	1284	385		21			2		11	98	10	3	8	1	231	11	3		27		35		79	2	146		
40. Robbery with Arms	79	11		1					1	2				1	6						6				6		
41. Assaulting dwelling-house by firing shots into them or by use of explosives	3	1		1																			1		1		
42. Threatening to publish or publishing with intent to extort																											
43. Arson	218	49		6					4	7	1		3		28	28	2		2		5		4	1	14		
44. Killing and Maiming Cattle	2																										
45. Malicious damage to Schools	158	33		1						7		1			24	24			7		2		2		11		
46. Other malicious injury to property	3667	1634		39		1	3		26	609	36	25	17	5	873	261	17		149	17	329	3	331	25	871		
47. Causing an explosion likely to endanger life or damage property	1															1											
48. Attempting to cause an explosion	1																										
49. Possession of explosive substances	7	7		4					3														7		7		
50. Making Explosives																											
51. Interference with Railway																											
52. Unlawful seizure of Aircraft																											

INDICTABLE OFFENCES WHICH BECAME KNOWN TO THE GARDAI DURING THE YEAR ENDED 31st DECEMBER, 1969

NATURE OF OFFENCES	No. of Offences reported or known	No. of Offences in which Criminal Proceedings were commenced	RESULT OF PROCEEDINGS IN CASES														Number (by Sex and Age Groups) of Persons convicted or against whom the Charge was held proved and Order made without conviction																									
			Informations refused	Dealt with on indictment and							Dealt with Summary and							(18)					(19)					(20)					(21)					(22)				
				Convicted	Acquitted	Found insane & incapable of Pleading	Nolle Prosequi entered	Adjourned Sine Die or otherwise Disposed of	Committed for Trial and still awaiting Trial	Convicted	Dismissed	Charge proved & order made without Conviction	Charge Withdrawn	Adjourned Sine Die or otherwise disposed of	SBS Pending in District Court	Crimes for which the perpetrators were detected but for which no proceedings are shown	Under 14 Years		14 and under 17 years		17 and under 21 years		21 years and over		Total																	
																	M	F	M	F	M	F	M	F																		
(1)	(2)	(3)	(4)	(5)	(6)	(7)	(8)	(9)	(10)	(11)	(12)	(13)	(14)	(15)	(16)	(17)	M	F	M	F	M	F	M	F	(22)																	
53. Unlawful seizure of vehicles	30	12		2					1	2					7							2			4		6															
54. Unlawful possession of house-breaking implements	83	79							3	25	2	1	4		44	3			5		13			11		29																
<b>TOTAL GROUP II</b>	35395	9868	2	319	32	2	24	5	215	3020	125	89	86	85	5884	1323	148	5	1046	44	1422	27	1677	54	4423																	

**INDICTABLE OFFENCES WHICH BECAME KNOWN TO THE GARDAI DURING THE YEAR ENDED 31st DECEMBER, 1989**

NATURE OF OFFENCES	No. of Offences reported or known	No. of Offences in which Criminal Proceedings were	RESULT OF PROCEEDINGS IN CASES													Crimes for which the perpetrators were detected but for which no proceedings are shown	Number (by Sex and Age Groups) of Persons convicted or against whom the Charge was held proved and Order made without conviction									
			Commenced	Informations refused	Dealt with on indictment and						Dealt with summarily and						(18)		(19)		(20)		(21)		(22) Total	
					Convicted	Acquitted	Found insane & incapable of Pleading	No. Prosecuted entered	Adjudged Since Dis or otherwise Disposed of	Committed for Trial and still awaiting Trial	Convicted	Dismissed	Charge proved & order made without Conviction	Charge Withdrawn	Adjudged Since Dis or otherwise disposed of		Still Pending in District Court	Under 14 Years	14 and under 17 years	17 and under 21 years	21 years and over					
(1)	(2)	(3)	(4)	(5)	(6)	(7)	(8)	(9)	(10)	(11)	(12)	(13)	(14)	(15)	(16)	(17)	M	F	M	F	M	F	M	F		
GROUP III Larcenies Etc.																										
55. Larceny from The Person	4655	724		5					8	222	2	1	3		483	18	5	2	20	2	35	28	135	53	280	
56. Larceny of Motor Vehicles and Accessories	2391	211		8					4	59	5	4	1	3	127	52	1		13		48	2	35	1	100	
57. Larceny of Pedal Cycles	659	225		1	1				4	77	2	2	13		125	76	9		25		22		36		92	
58. Larceny from Unattended Vehicles	18399	3129		79	2		1		56	851	33	29	20	13	2045	251	53	2	297	5	491	3	301	2	1154	
59. Other Vehicles	17265	5575		114	5	1	9	2	63	1873	99	144	91	16	3158	1359	64	20	232	58	523	194	952	552	2595	
60. Embezzlement	137	127		1					1	17	1		2		105	3					2	2	13	1	18	
61. Obtaining of Goods by false pretences	881	668		6	1				42	253	11	5	25	1	324	49			3		19	22	182	49	275	
62. Other Frauds	283	212		1						81		3	1	3	123	13			1		10	3	71	8	93	
63. Forgery and Uttering	3509	2001		42			1	1	22	792	11	10	10	3	1109	71	1		14		140	28	539	180	902	
64. Receiving Stolen Goods	981	898	1	18	3		3	1	23	283	25	9	19	3	510	83	4		22	6	67	10	181	35	345	
65. Post Office Act - Offences Against	62	54								20		1			33	5					1		18	2	21	
66. Coinage Act - Offences Against	1	1		1																	1				1	
<b>TOTAL GROUP III</b>	<b>49223</b>	<b>13825</b>	<b>1</b>	<b>276</b>	<b>12</b>	<b>1</b>	<b>14</b>	<b>4</b>	<b>223</b>	<b>4528</b>	<b>189</b>	<b>208</b>	<b>185</b>	<b>42</b>	<b>8142</b>	<b>1980</b>	<b>137</b>	<b>24</b>	<b>627</b>	<b>71</b>	<b>1379</b>	<b>292</b>	<b>2463</b>	<b>863</b>	<b>5876</b>	

**INDICTABLE OFFENCES WHICH BECAME KNOWN TO THE GARDAI DURING THE YEAR ENDED 31st DECEMBER, 1989**

(1)	No. of Offences reported or known	No. of Offences in which Criminal Proceedings were	RESULT OF PROCEEDINGS IN CASES													Crimes for which the perpetrators were detected but for which no proceedings are shown	Number (by Sex and Age Groups) of Persons convicted or against whom the Charge was held proved and Order made without conviction								
			Informations refused	Dealt with on indictment and					Committed for Trial and still awaiting Trial	Dealt with summarily and					Still Pending in District Court		(18)		(19)		(20)		(21)		(22) Total
				Convicted	Acquitted	Found Insane & Incapable of Pleading	No/le Prosecution entered	Adjourned Sine Die or otherwise Disposed of		Convicted	Dismissed	Charge proved & order made without Conviction	Charge Withdrawn	Adjourned Sine Die or otherwise disposed of			Under 14 Years	M	F	M	F	M	F	M	
GROUP IV Other Indictable Offences																M	F	M	F	M	F	M	F		
67. Official Secrets Act																									
68. Treason Act 1939- Offences Against																									
69. Offences Against The State 1939 breaches of	1	1												1											
70. Riot or Unlawful Assembly	4	3								3								2		8		7	1	18	
71. Indecent Exposure (Public Indecency)	16	7								3		1		3	3					2		1		3	
72. Public Mischief	24	15		2					2	5	1			1	4	9		1		2		5		8	
73. Conspiracy	6	6							1	1					4					2		2		4	
74. Other Indictable Offences	456	278		30	1		2		24	119	1	2	1		98	145			33	1	51		78	1	164
<b>TOTAL GROUP IV</b>	<b>507</b>	<b>310</b>		<b>32</b>	<b>1</b>		<b>2</b>		<b>27</b>	<b>131</b>	<b>2</b>	<b>2</b>	<b>2</b>	<b>1</b>	<b>110</b>	<b>157</b>			<b>36</b>	<b>1</b>	<b>65</b>		<b>83</b>	<b>2</b>	<b>197</b>
<b>GRAND TOTALS</b>	<b>96792</b>	<b>25180</b>	<b>5</b>	<b>706</b>	<b>52</b>	<b>5</b>	<b>52</b>	<b>10</b>	<b>530</b>	<b>9027</b>	<b>344</b>	<b>304</b>	<b>301</b>	<b>112</b>	<b>14712</b>	<b>3621</b>	<b>287</b>	<b>29</b>	<b>1743</b>	<b>119</b>	<b>3008</b>	<b>325</b>	<b>4518</b>	<b>968</b>	<b>10995</b>

VALUE OF PROPERTY STOLEN AND RECOVERED IN 1989

Table showing:- (1) Offences against property with violence (lines 37 to 40, inclusive of the table of indictable offences for 1989).  
 (2) Larcenies etc. offences against property without violence (lines 55 to 59, inclusive, of table of indictable offences for 1989)

	Less than £10	£10 and less than £50	£50 and less than £100	£100 and less than £200	£200 and less than £300	£300 and less than £400	£400 and less than £500	£500 and less than £1,000	£1,000 and less than £5,000	£5,000 and over	Total No. of crimes in which property was stolen	Total value of property stolen	Total value of property recovered	Total No. of cases in which no property was stolen
(1) No. of offences against property with violence	1,096	3,771	2,914	3,556	2,363	1,790	1,590	3,946	3,636	532	25,194	£ 18,779,034	£ 1,308,719	6,031
(2) No. of larcenies etc.	2,661	9,314	7,405	8,655	5,269	2,818	1,496	2,700	2,174	386	42,878	14,244,529	1,269,434	491

TOTAL VALUE OF PROPERTY STOLEN

1989 £33,023,563  
 1988 £34,006,660

TOTAL VALUE OF PROPERTY RECOVERED

£2,578,153 (7.8%)  
 £2,827,098 (8.3%)

## AGE ANALYSIS OF MURDERED PERSONS - 1989

Age in years	0-9	10-14	15-16	17-20	21-29	30-64	65-74	75-99
No. of persons	2	-	1	2	8	4	-	-

### Murders Recorded and Detected in 1989 by Divisions

Division	Recorded	Detected
Carlow/Kildare	1	1
Cavan/Monaghan	1	1
Cork East	2	1
Cork West	-	-
Clare	1	1
Donegal	2	1
Dublin Metropolitan Area		
- Northern	1	1
- North Central	-	-
- South Central	2	2
- Southern	-	-
- Eastern	1	1
Galway West	-	-
Kerry	1	1
Leix/Offaly	-	-
Limerick	2	2
Longford/Westmeath	-	-
Louth/Meath	1	1
Mayo	-	-
Roscommon/Galway East	-	-
Sligo/Leitrim	-	-
Tipperary	1	1
Waterford/Kilkenny	1	1
Wexford	-	-
<b>TOTALS</b>	<b>17</b>	<b>15</b>



**ANALYSES OF AGGRAVATED BURGLARIES WHERE FIREARMS WERE USED AND ARMED ROBBERIES -  
LINES 38 AND 40 TABLE OF INDICTABLE OFFENCES - 1989**

	House/ Flat	Bank	P.O.	Betting Office	Li. used Premises	Chemist Shop	Shop/ Stall	Garage	Petrol Station	Hotel	Restaurant	Factory/ Store	Building Society	Credit Union	Office	Club	Street/ Road	Other	Total
Carlow/Kildare	2	5					7	1	4			1					2		22
Cavan/Monaghan	4		1																5
Clare																			
Cork East							2	1									1		4
Cork West		1																1	2
Donegal	5									1									6
D.M.A. Northern	4	6	6	2	6	1	29		4	2	2	2	6	1	1	3	10	7	92
North Central	3	3	7	4	6		16		1		1	4	4		2		8	6	65
South Central	5	12	5	5	11		20	2	5	1		3	7	2	2	1	17	10	108
Southern	5	7	6	5	3	6	34	4	14			4	3	3	1	1	28	2	126
Eastern	1	2	2				2	2	1	1	1		6		1		7	3	29
Galway West							1												1
Kerry																	2		2
Leix/Offaly	1	2																1	4
Limerick	6	1	2		1		3		1			1						1	16
Longford/Westmeath			1														1		2
Louth/Meath	5	1	2		2		5	1		2		1				1	1		21
Mayo					1														1
Roscommon/Galway East																			
Sligo/Lettrim	1																		1
Tipperary	1	3					1		1								1		7
Waterford/Kilkenny		4						1											5
Wexford	1	2			1												1		5
	44	49	32	16	31	7	120	12	31	7	4	16	26	6	7	6	79	31	524

**CASH ANALYSIS OF AGGRAVATED BURGLARIES WHERE FIREARMS WERE USED AND ARMED ROBBERIES - 1989**

Up to £99.99	6		2		4	2	29	3	16			2	1		1	1	18	3	88
£100 to £499.99	12		1	10	9	2	41	5	11		2	5			1	1	16	8	123
£500 to £999.99	5	1		3	4	2	12	1	1	1			1	1	1		4	4	41
£1000 to £4,999.99	6	15	15	2	6		17		1	2	1	4	16	2	4	4	16	3	114
£5000 +	3	32	9				8			3		4	4	1			12	5	81
Nothing taken	12	1	5	1	8	1	13	3	2	1	1	1	4	2	1		13	8	77
<b>TOTALS</b>	44	49	32	16	31	7	120	12	31	7	4	16	26	6	7	6	79	31	524

**TOTAL NUMBER OF ARMS, AMMUNITION  
AND EXPLOSIVES SEIZED BY GARDAI**

**FROM 1.1.1989 - 31.12.1989**

AK Rifles	25
Other Assorted Rifles	26
H & K Rifle	1
DSHK Heavy Machine Gun	1
Pistols	16
Revolvers	25
Shotguns	28
Replica Firearms	13
Improvised Firearms	1
Magazines for Rifles	65
Other Assorted Magazines	38
Ammunition can for DSHK Heavy Machine Gun	1
Tripods for DSHK Heavy Machine Gun	2
Barrells for DSHK Heavy Machine Guns	6
Ammunition belt	1
Bayonets	12
Rounds of 7.62 x 39mm Ammunition	2381
Rounds of 7.62 x 51mm Ammunition	2924
Rounds of 12.7mm Ammunition for DSHK Heavy Machine Gun	574
Rounds of Assorted Ammunition	18833
Shotgun Cartridges	2070
Semtex Explosives	27.43 Kgs.
Home made Explosives	782.56 Kgs.
Commercial Explosives	19.55 Kgs.
Sticks of Gelignite	47
Black Powder	4.05 Kgs.
Cortex	815 Ft.
Safety Fuse	156.75 Ft.
Detonators	227
Nitrobenzene	44.3 Litres
Sodium Chlorate	1.36 Kgs.
Microchip Sequential Timers for Mortars	2
Image Intensifier	1
Telescopic Sights for Rifles	4
Laser Gun	1
Stun Gun	1
Holsters	4
Mark 10 Mortar Tubes	29
Mark 6 Mortar Bombs	36
Mortar Casings for Mark 10 Mortars	6
Launch Frames for Mark 10 Mortars	4
Launch Tube for Mark 6 Mortar with Tripod	1

Blast Bombs	75
Drogué Bombs	9
Hand Grenades	390
Improvised Hand Grenade	1
Smoke Grenades	2
Propulsion Units for Mortar Bombs	120
Radio Control Improvised Explosive Device	1
Initiating Units for Mortar Bombs	84
Expendable R.P.G. Shell	1
Time Power Units	74
Mercury Tilt Switches	32
Bell Wire	30 Ft.
Photocell	1
Housing Units for Mortar Firing Mechanisms	81
Detonator and Cap Housing Units for Mortar Bombs	77
Home made Elevation Units for Mark 6 Mortars	8
Booster Charges for Mark 10 Mortars	8
Sets of Twin Fins for Mortars	148
Fuse Housing and end plate units for Mortar bombs	2
Relays for 81mm Military Mortars	8
Component parts of firing mechanisms for Mark 10 Mortar bombs	150
Walkie-Talkies	14
R.P.G.7 Rocket	1
Initiating Unit for Mark II Mortar bomb	1
Inertia Firing Mechanism Units	2
Pressure Switch	1
Timing Devices	17
Launcher for improvised projected Grenade	1
Bunkers	11
Firing Ranges	3

### **Assortment of other Ancillary Equipment**

## **SCENES OF CRIME EXAMINATION**

During the year Scenes of Crime Examiners attached to the Fingerprint Section of the Technical Bureau attended the scenes of 493 crimes. 10,352 exhibits were received at Fingerprint Section for searching and comparison purposes. The total number of fingerprint identifications was 1,573. Members attached to Ballistics Section visited 387 scenes of crime.

## **FORENSIC SCIENCE**

In 1989 the Forensic Science Laboratory dealt with a total of 3,714 cases. Of these 1,540 involved drugs and the remaining 2,174 involved murder, rape, hit-and-run accidents, fires, armed robberies, etc.

There were approximately 28,000 separate exhibits brought to the Laboratory for testing.

144 cases involving the suspected use of firearms were referred to the Laboratory and these cases involved 1,260 separate exhibits.

There were 74 cases involving the suspected use of explosives which had a total of 390 separate exhibits.

## **MISSING PERSONS**

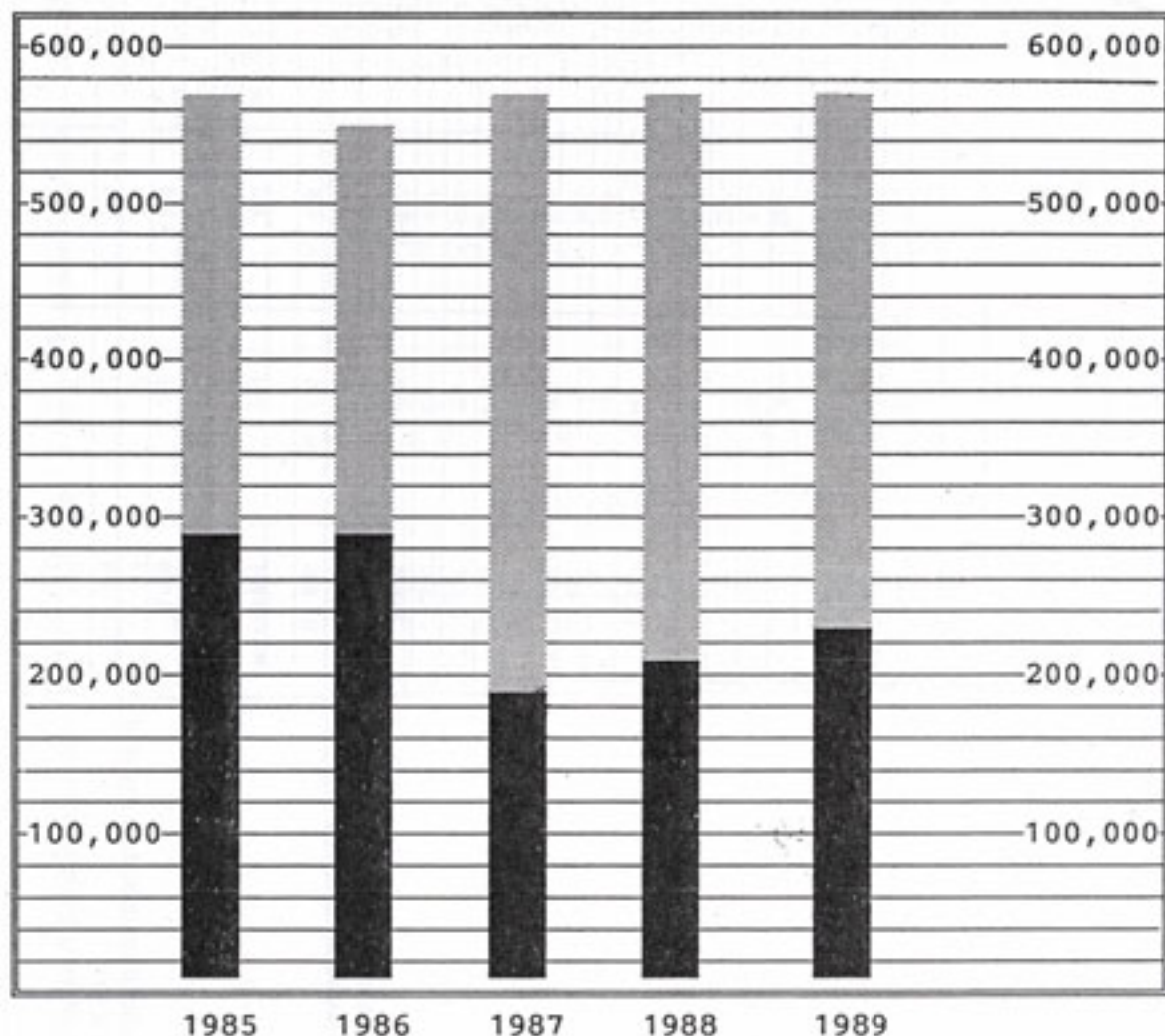
During the year 1,231 persons were reported missing. At the end of the year 28 persons were still not traced. Two bodies found during the year remain unidentified.

## **GARDA DOG UNIT**

Trained dogs were used by Garda Handlers during the year in searches for drugs and explosives. They were also used in tracking operations in major crimes and general patrolling. During the year 300 searches were undertaken. 141 arrests were made by Garda Dog Handlers and other incidents led to 21 summonses being issued. The Unit assisted in the investigation of 180 other cases.

# NON-INDICTABLE OFFENCES

- Non-indictable offences in which proceedings were taken.
- Persons convicted.



See Appendix "B"

## NON-INDICTABLE OFFENCES - Proceedings and Persons Convicted in the year 1989

OFFENCES (1)	No. of Offences in which proceedings were taken (2)	Charges withdrawn or dismissed (3)	Number of convictions (4)	Charges proved and order made without conviction (5)	Adjourned or otherwise disposed of (6)	No. of persons convicted or against whom charge was held proved or order made without conviction (7)
1. (a) Assaults	5,685	1,021	2,998	351	1,315	3,139
(b) Assaults (Gardai on duty)	955	82	713	31	129	647
2. Cruelty to Animals	108	16	74	2	16	70
3. Control of Dogs Act, 1986 - Offences against	491	74	271	51	95	238
4. School Attendance Act, 1926, Offences against	95	8	69	1	17	69
5. Traffic Acts, Offences against:						
(a) Lighting Regulations - Pedal Cycles (i) No front lamp	1,132	85	560	126	361	586
(ii) No rear lamp	1,070	98	468	134	370	313
(iii) No reflector	802	64	338	142	258	287
(b) Lighting Regulations - M.P.V.	16,770	1,608	9,279	2,329	3,554	6,276
(c) Lighting Regulations - Animal-drawn vehicles	2	1	1	-	-	1
(d) Licences - Driving	60,349	12,401	18,152	8,580	21,216	13,241
(e) Obstruction	1,510	182	1,069	155	104	1,081
(f) Dangerous Parking	445	52	295	37	61	311
(g) Road Traffic General Bye-Laws, 1964	6,826	856	3,500	681	1,789	3,393
(h) Local Bye-Laws	119,620	4,007	42,759	13,224	59,630	49,975
(i) (i) Dangerous Driving	7,789	1,725	4,299	272	1,493	4,130
(ii) Careless Driving	2,917	601	1,610	90	616	1,521
(iii) Driving without reasonable consideration	1,190	260	487	55	388	454
(j) Compulsory Insurance: (i) No insurance	35,926	8,884	15,030	1,111	10,901	15,299
(ii) Failing to produce	30,183	6,823	6,932	5,533	10,895	7,122
(iii) Insurance Disc Regulations	10,737	1,739	2,664	2,237	4,097	2,403
(iv) Other Offences	858	175	558	94	31	519
(k) Drinking and Driving:						
(i) Driving or attempting to drive M.P.V. while drunk	742	219	473	-	50	473
(ii) Being in charge of M.P.V. while drunk	84	11	68	-	5	68
(iii) Driving or attempting to drive M.P.V. blood/urine/alcohol/concentration above prescribed limit	5,206	212	4,299	-	695	4,299
(iv) Being in charge of M.P.V. blood/urine/alcohol concentration above prescribed limit	219	7	194	-	18	194
(v) Refusing to provide preliminary specimen of breath	265	43	180	10	32	187
(vi) Refusing to provide or permit taking of blood/urine specimen at Garda stations	669	57	535	7	70	532

## NON-INDICTABLE OFFENCES - Proceedings and Persons Convicted in the year 1989

OFFENCES (1)	No. of Offences in which proceedings were taken (2)	Charges withdrawn or dismissed (3)	Number of convictions (4)	Charges proved and order made without conviction (5)	Adjourned or otherwise disposed of (6)	No. of persons convicted or against whom charge was held proved or order made without conviction (7)
(l) Driving or attempting to drive or being in charge of animal-drawn vehicle while drunk	3	-	3	-	-	3
(m) Driving or attempting to drive pedal cycle while drunk	27	2	23	1	1	24
(n) Exceeding speed limit (i) Built-up-area	10,953	642	9,255	501	555	9,397
• • (ii) Special	2,669	157	2,195	160	157	2,167
• • (iii) Ordinary	1,222	92	1,052	31	47	1,046
• • (iv) General	4,837	305	3,968	207	357	4,086
(o) Driving dangerously, defective M.P.V.	224	33	144	16	31	125
(p) Other offences	10,291	1,998	5,611	1,384	1,298	4,534
(q) Construction Equipment and Use of Vehicles Regulations, 1963						
• • (i) Defective tyres	9,142	785	4,794	939	2,624	3,128
• • (ii) Defective Steering	19	1	14	4	-	12
• • (iii) Defective Brakes	708	70	456	85	97	437
• • (iv) Gross Weights of Goods Vehicles	1,268	213	782	50	221	761
• • (v) Axle	41	2	24	1	14	25
• • (vi) Other Offences	18,035	2,096	9,240	1,895	4,804	5,843
6. (a) Taking M.P.V. without authority	1,773	142	1,181	67	383	1,141
(b) Unauthorised interference with mechanism of M.P.V.	1,985	198	1,200	156	431	1,194
(c) Taking possession of pedal cycle without consent	88	6	69	5	8	70
7. E.E.C. Regulations: (i) Vehicle Testing	3,741	641	2,167	513	420	1,864
• • (ii) Tachograph	3,542	500	2,289	307	446	2,064
8. Road Transport Acts	3,669	856	2,220	320	273	1,932
9. Roads Act and Finance Acts - Excise Licence	146,030	30,152	56,522	13,498	45,858	50,296
10. Intoxicating Liquor Laws, Offences against:						
(a) Illegally on Licensed Premises during closing hours	8,594	643	7,442	163	346	7,551
(b) Drunkenness, Simple	1,660	152	1,268	123	117	1,271
(c) Drunkenness with aggravation	3,755	319	2,795	231	410	2,748
(d) Offences by Licensed Persons (or their Servants) against closing Regulations	2,981	824	1,808	192	157	1,677
(e) Other Offences by Licensed Persons (or their Servants)	178	36	96	24	22	110
(f) Supplying or selling drink to persons under 18 years	121	31	80	7	3	83
(g) Offences in connection with Registered Clubs	131	13	109	3	6	108
(h) Other offences against Intoxicating Liquor Law:	676	102	448	63	63	427

**NON-INDICTABLE OFFENCES BY DIVISION  
YEAR ENDED 31ST DECEMBER, 1989**

<b>DIVISION</b>	<b>Total No. of offences in which proceedings were taken</b>
Carlow/Kildare	15,333
Cavan/Monaghan	14,507
Cork East	38,823
Cork West	8,784
Clare	8,234
Donegal	8,150
D.M.A.	332,162
Galway West	10,287
Kerry	13,495
Leix/Offaly	12,485
Limerick	17,457
Longford/Westmeath	9,898
Louth/Meath	24,009
Mayo	8,551
Roscommon/Galway East	9,354
Sligo/Leitrim	7,077
Tipperary	11,986
Waterford/Kilkenny	15,355
Wexford	8,785
<b>TOTAL</b>	<b>574,732</b>

*The following table shows a breakdown of the principal offences for which proceedings were taken*

<b>Type of offences</b>	<b>Number of offences in which proceedings were taken</b>
Highway Acts (Road Traffic Acts Road Transport Acts and Roads Act)	525,576
Intoxicating Liquor Laws	18,096
Assaults	6,640
School Attendance Act	95
Control of Dogs Act	491
Malicious Damage	1,959
Street Trading Acts	3,607
Vagrancy Acts	677
Drug Offences	1,639
Dublin Metropolitan Police Acts	2,633
Other	13,319



## JUVENILE LIAISON OFFICER SCHEME

The Garda Juvenile Liaison Officer Scheme provides a cautioning system (subject to certain conditions) whereby juveniles who transgress the law are cautioned by the Gardai as an alternative to judicial proceedings. Juveniles dealt with in this way are placed under the supervision of a Garda Juvenile Liaison Officer who is specially appointed and has relevant training in dealing with young people. The Juvenile Liaison Officer assists in the rehabilitation of the juvenile with a view to the avoidance of further criminal activity. In addition, the work of the Juvenile Liaison Officer includes Garda involvement in youth clubs, community projects, attendance at Seminars/meetings, school talks, and related activities. This involvement is aimed towards a greater appreciation of the Garda role in society, the importance of law observance and the prevention of crime.

The following tables show the activities of the Scheme since its inception in 1963, and for 1989, respectively:

Particulars	D.M.A.	Outside D.M.A.	Total	
Juveniles accepted into Scheme since inception	Males	14,277	17,945	32,222
	Females	2,756	3,495	6,251
	<b>TOTALS</b>	<b>17,033</b>	<b>21,440</b>	<b>38,473</b>
Number who became involved in further crime	2,184	1,983	4,167	
Cases closed - subject reaching 17 yrs. of age	7,259	8,563	15,822	
Cases closed - supervision withdrawn after 2 years	6,150	7,766	13,916	
Number of visits to homes of delinquents	200,444	235,176	435,620	
Number of interviews with supervisees	175,389	215,708	391,097	
Number of visits to Clubs	30,919	49,741	80,660	
Number of talks/lectures/given and meetings attended	15,674	37,874	53,548	
Overall Caseload	1,440	3,128	4,568	

During 1989, 2,716 juveniles were admitted to the Scheme, comprising 2,315 males and 401 females.

Particulars	D.M.A	Other Divisions	Total
Juveniles admitted during 1989	Males	1,537	2,315
	Females	251	401
	<b>TOTALS</b>	<b>928</b>	<b>1,788</b>
Recidivists	175	158	333
Cases closed - subject reaching 17 years	443	996	1,439
Cases closed - supervision withdrawn after 2 years	494	701	1,195
Visits to homes of delinquents	9,047	16,942	25,989
Interviewed with Supervises	7,548	16,484	24,032
Visits to Clubs	1,394	2,995	4,389
Talks/lectures given and meetings attended	1,460	2,548	4,008

## **GARDA COMMUNITY RELATIONS**

The Garda Community Relations Section has responsibility for the development and promotion of activities and programmes which have a maximum effect at the community level in reducing crime, and the fear of crime. To do this the Section plays a central role in the operation of Neighbourhood Watch, Community Alert, and neighbourhood Policing. Its work involves continual assessment and evaluation of these and other programmes to ascertain areas for further expansion and improvement, often leading to the adoption of innovatory policing practices. In this regard specific groups have been targeted for the creating of individual initiatives as widely different as Pharmacy Watch and a School's Liaison Programme.

Use is made of all aspects of the media to reach as wide an audience as possible. This reaching out in the community is further augmented by the local inputs of individual members, the mounting of exhibitions throughout the country and the creation and distribution of specialist literature on crime prevention matters. One example of this latter work would be the issue of an unique Tourist Information Leaflet in three languages, which doubtlessly contributed to the recorded fall in tourist related crime.

In these undertakings, the Headquarters Section at Harcourt Square is supported by personnel employed nationwide as Community Relations/Crime Prevention Officers, and Juvenile Liaison Officers, whose activities it both monitors and co-ordinates. The practice of Neighbourhood Policing in the Dublin Metropolitan Area also contributes to achieving the aims of the Section.

The Community Relations Section also has a responsibility for liaising with voluntary and statutory agencies whose concerns touch on issues of crime and law enforcement. Directly related to this is the Sections ongoing concern to encourage a broader understanding of the work of the Force, and the valuable contribution we make to society. In this way it hopes to instill recognition, respect and support for the Garda Síochána so that our own effectiveness may be improved.

The Community Relations Section is furthermore responsible for the operation of both the Juvenile Liaison and Crime Prevention Units.

## **GARDA CRIME PREVENTION**

The Garda Crime Prevention Unit is centrally located at Harcourt Square, with personnel operating throughout the country on a Divisional basis. Officers provide advice and information on security matters to persons involved in industry, commerce, service provision, and to the public at large. This is achieved from the provision of individual attention in security surveys through to the more general dissemination of advice via open talks, lectures to interested groups, distribution of literature, and the mounting of crime prevention exhibitions. During the year Crime Prevention Officers carried out 5,700 security surveys and gave 1,058 lectures to the public.

Crime Prevention personnel continue to exploit the media in order to reach as wide, and diverse an audience as possible, with topical advice, and information on the latest crime trends and the activities of criminals. Instrumental in shaping public awareness continues to be the use of 'Garda Patrol'. The popularity of this programme bears testimony to the wide appreciation for Garda information in this format.

## NEIGHBOURHOOD WATCH

The continued expansion of Neighbourhood Watch was maintained throughout the year. A total of 872 Schemes catering for 184,084 households have been recorded to date, of which 648 of the Schemes are located in the D.M.A.

The growth of Neighbourhood Watch has given rise to the development of various committees that monitor and support individual neighbourhood Watch Schemes. At the instigation of the Community Relations Section, the Dublin Neighbourhood Watch Representative Committee (D.N.W.R.C.), a committee comprised of an Area Co-ordinator from each District in the D.M.A. was established in 1988. It continued to sit throughout 1989. The purpose of this Committee was to establish an election process and to advise on how Neighbourhood Watch should continue to develop and expand.

In addition to the D.N.W.R.C., a separate Steering Committee has been established in most of the 17 Garda Districts of the D.M.A. These Committees, consisting of 5 - 7 Area Co-ordinators aimed at providing guidance to all Neighbourhood Watch Schemes within the District. They are familiar with local problems and can indicate in a direct way the action which should be taken. They also help to keep interest alive, and to reawaken interest in those Schemes which have become inactive. Members of the Force attend all of the Neighbourhood Watch Meetings and provide support to those who operate the programme.

## COMMUNITY ALERT

Community Alert is a rural based crime prevention programme. Originally, it was devised to protect elderly people living in isolated rural areas. Since its introduction in 1985 there has been a growing appreciation that this programme should be extended as a general crime prevention programme for all residents residing in rural areas. At present the Community Relations Section is considering how a more broadly directed Community Alert programme should develop.

A total of 185 Community Alert Schemes were recorded by the Garda Síochána at the end of 1989. Schemes now exist in every Garda Division outside the D.M.A. In the Garda Divisions of Tipperary, Laois/Offaly and Cork West the development has been particularly strong.

As Community Alert has developed, the need to create structures which brings individual schemes together has begun to emerge. The Laois Federation of Community Alert was established in 1986 to provide a forum for representatives of the various schemes in the county to meet and discuss relevant issues on a regular basis. This type of development is likely to occur in other counties.

## NEIGHBOURHOOD POLICING

During 1989 the Community Relations Section undertook a comprehensive review of the policing service provided at local level to the entire population in Dublin. The Dublin Metropolitan Area was subdivided into distinct areas for policing by one or more Gardai according to the needs of the area. At the end of the year a total of 4 Sergeants and 79 Gardai had been appointed for such duties on a full time basis. This project continues to develop and expand.

A sixteen page booklet, "Guidelines on Neighbourhood Policing" was issued during the year for use by the Force. This booklet gives a comprehensive explanation of the programme.

Training courses for members were held on an ongoing basis by the Community Relations Section. In July, a one day seminar for all Neighbourhood Gardai was held at Garda Headquarters, Phoenix Park. The Commissioner met and discussed the progress which had taken place to date with the members.

Neighbourhood policing is still at a developmental stage but its expansion to other areas will be considered when circumstances permit.

## **SUB AQUA UNIT**

The Garda Sub Aqua Unit was established in 1966 to carry out searches for:

- (a) Bodies of victims of crime or drowning accidents,
- (b) Weapons used in the commission of crime or other evidence of crime deposited in water.

The Unit carried out 9 search operations during the year in connection with the investigation of crime. Property recovered includes murder weapons in the form of a firearm and knife, motor vehicles and stolen property. Resulting from 21 underwater search operations 10 bodies were recovered.

## **THE EMERGENCY 999 SERVICE**

During the year 197,878 emergency 999 calls were received by the Garda. 161,330 calls at the Communications Centre, Dublin Metropolitan Areas; 25,421 at the Communications Room, Union Quay, Cork City; 3,198 at the Communications Room, Henry Street, Limerick; 2,812 at Communications Room, Galway; 2,707 at Communications Room, Dundalk; 1,227 at Communications Room, Waterford; 876 at Communications Room, Letterkenny and 307 at the Communications Room, Portlaoise.

## **STOLEN MOTOR VEHICLE INVESTIGATION UNIT**

The Unit which operates for the whole country is based in Dublin. Close liaison is maintained with similar Units in other countries and this co-operation has led to the recovery of many stolen vehicles. 92 stolen vehicles were identified by the Investigation Unit during the year. 62 vehicles stolen within the State were located here. A further 17 vehicles stolen here were located outside the State - 14 in Northern Ireland and 3 in Great Britain. 5 vehicles stolen in Northern Ireland and 8 stolen in England were located here. During the year 1,350 vehicles were recorded as stolen. 936 of the vehicles stolen were motor cars while the remaining 414 vehicles included motor cycles, lorries, vans, etc.

## **SPECIAL TRAFFIC CORPS**

A Special Traffic Corps was set up in 1973 in each Garda Division throughout the Country. The primary duties of this Corps is to endeavour to reduce the death toll on the roads by traffic control and accident prevention. With the advent to 1992 their role assumes a new importance because of E.C. Regulations aimed at harmonisation of Road Transport legislation and the continued need for strict traffic law enforcement thus creating a public awareness and appreciation of state traffic laws within an E.C. context.

## PRESS AND PUBLIC RELATIONS

The Garda Press Office, established in 1973, has continued to receive and circulate all pertinent information on the activities of the Force to the media.

With the increase in the number of local radio networks the demands for information continue to mount. In particular, the demand for journalistic research made by individual journalists and feature writers has been very significant.

Participation in school lectures and the provision of stand facilities at Career Exhibitions and other ancillary services were in high demand during the year. Specific lectures on Garda related topics were arranged through the Press Office.

The Garda Band continued to establish links between the public and the Gardai, and featured in many civic, sporting and charitable events.

The Band's performances at numerous schools in the Dublin area have been highly successful. Many letters of appreciation were received from school teachers and in some instances from the pupils.

## MISUSE OF DRUGS

In 1989 the number of persons charged with the offences under the Misuse of Drugs Acts 1977-1984 was 1344. This compares with 1333 persons charged in 1988 and shows a slight increase of 0.8%.

There was also an increase in the number of drug seizures from 1310 in 1988 to 1562 in 1989. This is an increase of 19.2%.

The amount and type of drugs seized continues to fluctuate with a major decrease in the amount of cannabis herb seized. One seizure of cannabis herb amounted to 145.43 kg. and was discovered by customs on a boat berthed at Dublin Port on the 22nd of November 1989. The increase in the amount of cocaine seized is accounted for in two seizures one of 2 kg. on a banana boat berthed at Ringsakiddy on the 4th of December 1989 and one of 1 kg. washed ashore in Mayo and believed to have come from a cargo ship lost at sea off the west coast. The major drug of abuse continues to be cannabis resin and 815 persons were charged in 1989 with offences of possession or supply. In view of the threat of Crack Cocaine abuse, the Gardai and customs authorities are vigilant concerning this type of drug. To date there have been no seizures or indications of abuse of this highly addictive drug.

The customs service continue to play an active role in co-operation with the Gardai and were responsible for some major seizures of drugs in 1989 at points of entry to the Country. During the year requests were received from various groups and organisations for talks and lectures on drug abuse which were given on 418 occasions.

All Gardai undergoing training and refresher courses receive lectures on the drug problem and there is sufficient expertise in each Garda Division to deal with all aspects of this problem.

### DRUG OFFENCES 1989 Age Group of Persons Charged

Under 17 years		17 and under 21 years		21 years and over	
Male	Female	Male	Female	Male	Female
19	2	259	4	929	131

## Particulars of Drugs Seized 1989

Type of Drug	Quantity Seized
Cannabis Resin	43.60 kg.
Cannabis	147.00 kg.
Cannabis Plants	35
Amphetamines	48.32 g.
Cocaine	3.00 kg.
Heroin	397.62 g.
Morphine	20,384 t., 82.00 g., 200 ml.
Psilogen	92.13 g.
LSD	903 Dosage Units
Synthetic Opiates	349 t. 1328 ml. 153 amp.
Narcotic Analgesics	14,849 t

- t            - tablet
- g.           - gramme
- kg.         - kilogramme
- ml.         - millilitre
- Amp.       - Ampoule

**DRUG OFFENCES - PERSONS CHARGED 1989**

DIVISION	No. of Persons Charged	Persons Charged		TYPE OF DRUG	No. of Persons Charged
		Nationality	Number		
Dublin Metropolitan Area	1073	Irish	1273	Cannabis Resin	815
Carlow/Kildare	6	N. Irish	12	Cannabis Resin/Cannabis	44
Cavan/Monaghan	2	English	32	Cannabis Resin/Heroin	15
Clare	1	Spanish	10	Cannabis Resin/Cocaine	1
Cork East	176	N. American	4	Cannabis	52
Cork West	10	German	3	Cannabis/Heroin	8
Donegal	5	French	2	Heroin	85]
Galway West	-	Scottish	2	Morphine	16
Kerry	4	Canadian	2	Cocaine	4
Leix/Offaly	3	Sudanese	1	L.S.D.	4
Limerick	33	S. African	1	Psilocin	5
Longford/Westmeath	3	Tanzanian	1	Amphetamines	4
Louth/Meath	10	Australian	1	Synthetic Narcotics	63
Mayo	1			Narcotic Analgesics	52
Roscommon/Galway East	-				
Sligo/Leitrim	-			Other Offences	
Tipperary	3			Importation	42
Waterford/Kilkenny	11			Forged Prescriptions	44
Wexford	3			Cultivation of Cannabis Plants	13
				Allow Premises to be used for Drug Abuse	10
				Obstruction	67
<b>TOTALS</b>	<b>1344</b>		<b>1344</b>	<b>TOTAL</b>	<b>1344</b>

# TRAFFIC OFFENCES - DRINK AND DRIVING 1989

## Annual Statistics of Breath Tests, Blood/Urine Tests, Arrests, etc.

<b>1. BREATH TESTS</b>	
(a) Total number of persons breath tested	10,616
(b) Breath test positive	5,996
(c) Breath test negative	4,620
(d) Breath test refused	308
<b>2. BLOOD/URINE TESTS</b>	
(a) Blood specimen given	4,446
(b) Urine specimen given	2,501
(c) Specimen refused	743
<b>3. ARRESTS</b>	
(a) For refusing breath tests (Sections 12 and 13 of the Road Traffic (Amendment) Act, 1978)	308
(b) Arrest without breath test (Sections 49 and 50 R.T.A. 1961 as amended by Sections 10 and 11 Road Traffic (Amendment) Act, 1978)	1,628
<b>4. ANALYSES OF SPECIMENS</b>	
(a) Under prescribed concentration	847
(b) Over prescribed concentration	5,823
(c) Specimens still to be analysed at end of year	236
(d) Insufficient or spoiled	61
<b>TOTAL ANALYSES</b>	<b>6,967</b>



**NON INDICTABLE OFFENCES (TRAFFIC) 1989  
(Drink and Driving)**

**Sex and Age of Persons Convicted**

Offence	Persons Convicted	17 and under 21 years		21 years and over	
		M	F	M	F
Driving or attempting to drive a M.P.V. while drunk or with a blood/urine/alcohol concentration above the prescribed limit	4,772	170	-	4,407	195
Being in charge of M.P.V. while drunk or with a blood/urine/alcohol concentration above the prescribed limit.	262	7	-	245	10
Refusing to provide or permit the taking of blood/urine specimen at Garda Station	532	12	-	501	19
Refusing to provide a preliminary specimen of breath	187	3	-	179	5

**FINE ON THE SPOT NOTICES ISSUED IN 1989**

	Parking Violations	Non Display of Licence Disc
<b>Gardai</b>	57,786	16,844
<b>Wardens</b>	325,635	35,927
<b>TOTAL</b>	383,421	52,771
Fines Paid	192,905	6,722
Court Proceedings	116,208	27,744
Notices Cancelled	21,851	10,711
Proceedings Pending	46,142	7,527
Spoiled Notices	6,315	67

ROAD TRAFFIC ACT 1961 (SECTION 103) OFFENCES REGULATIONS, 1976

Parking Violations - Fine on the Spot Notices Issued - 1989

	Carlow/ Kildare	Cavan/ Monaghan	Clare	Cork East	Cork West	Donegal	DMA	Galway West	Kerry	Leix/Offaly	Limerick	Longford/ Westmeath	Louth/Meath	Mayo	Roscommon/ Galway East	Sligo/Leitrim	Tipperary	Waterford/ Kilkenny	Wexford	Total
<b>Gardai</b>	407	1785	204	16723	828	789	24833	3068	1506	256	928	820	300	567	892	840	578	1136	1326	57,786
<b>Wardens</b>							323483		1877			275								325,635
<b>TOTALS</b>	407	1785	204	16723	828	789	348316	3068	3383	256	928	1095	300	567	892	840	578	1136	1326	383,421
<b>Fines Paid</b>	235	1248	152	5939	544	374	176980	1244	1600	172	529	549	158	224	518	528	314	746	851	192,905
<b>Court Proceedings</b>	28	67	23	3216	42	31	111792	157	162	10	72	94	32	60	106	15	61	97	143	116,208
<b>Notices Cancelled</b>	16	74	21	2120	97	136	17961	140	615	17	37	80	22	42	146	71	43	89	124	21,851
<b>Proceedings Pending</b>	126	390	8	4749	144	244	36171	1508	899	54	285	348	82	238	117	214	180	202	203	46,142
<b>Spilled Notices</b>	2	6		699	1	4	5412	19	107	3	5	24	6	3	5	12		2	5	6,315

**OFFENCES RECORDED AND DETECTED 1980-1989**

Year	Recorded	Detected
1980	72,782	29,017
1981	89,400	32,754
1982	97,626	32,788
1983	102,387	33,699
1984	99,727	32,173
1985	91,285	29,795
1986	86,574	27,373
1987	85,358	27,787
1988	89,544	29,685
1989	86,792	28,781

**NON INDICTABLE OFFENCES****Proceedings and Persons Convicted 1985-1989**

Year	Proceedings	Persons Convicted
1985	566,676	290,745
1986	554,271	288,308
1987	572,899	192,201
1988	569,218	210,091
1989	574,732	234,545

